

St. Thomas College of Engineering & Technology

Chengannur



Financial Audited Document
FY 2016-2017

Managed by St. Thomas Educational Society, Adoor

St. Thomas College of Engineering and Technology
Kozhuvalloor P.O, Chengannur, Alappuzha

Balance Sheet as at 31st March 2017
(All amounts are in Indian Rupees, unless otherwise stated)

Particulars	Sch. No.	As at 31st March 2017	As at 31st March 2016
CAPITAL AND LIABILITIES			
Capital Account		7,03,22,628	7,03,22,628
Reserves and Surplus	1	3,62,14,147	3,76,55,474
Non Current Liabilities			
Long Term Borrowings	2	2,09,36,288	3,37,20,044
Current Liabilities			
Short Term Borrowings	3	2,79,40,679	1,66,34,684
Expense Payables	4	42,23,320	55,18,529
Other Current Liabilities	5	1,77,52,876	2,01,95,732
Total		17,73,89,938	18,40,47,091
ASSETS			
Non-Current Assets			
Fixed Assets			
Tangible Assets	6	13,76,32,471	15,24,79,568
Capital Work - in - Progress	6	2,37,998	-
Long Term Loans and Advances	7	53,83,670	71,11,813
Current Assets			
Revenue Receivables	8	53,40,372	34,29,960
Cash and Cash Equivalents	9	66,42,846	9,41,231
Short Term Loans and Advances	10	58,800	62,150
Inter-Branch Balances	11	2,13,39,570	1,99,14,570
Other Current Assets	12	7,54,211	1,07,799
Total		17,73,89,938	18,40,47,091

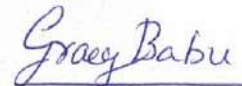
As per our report of even date attached

For SJS & Co
Chartered Accountants
Firm Reg No. 011179S



Jose George
Partner
Membership No.0205500


Dated 30th September 2017

Gracy Babu
Chairperson



Jose Thomas
Secretary



Jacob Thomas
Treasurer

St. Thomas College of Engineering & Technology
Kozhuvalloor P.O, Chengannur, Alappuzha

Statement of Income and Expenditure for the year ended 31st March 2017
(All amounts are in Indian Rupees, unless otherwise stated)

Particulars	Sch. No.	For the year ended 31st March 2017	For the year ended 31st March 2016
Revenue			
Income From Operations	13	67,364,318	72,797,976
Indirect Income	14	1,274,208	1,614,607
Total Revenue		68,638,526	74,412,583
Expenses			
Employee Benefit Expenses	15	26,746,664	25,875,967
Finance Cost	16	7,008,716	5,518,257
Depreciation	6	15,506,806	17,701,328
Other Expenses	17	20,817,667	21,953,741
Total Expenses		70,079,853	71,049,293
Surplus / (Deficit) before Tax		(1,441,327)	3,363,290
Tax Expenses			
Current tax		-	-
Surplus / (Deficit)		(1,441,327)	3,363,290

As per our report of even date attached

For SJS & Co
Chartered Accountants
Firm Reg No. 011179S



Jose George
Partner
Membership No.0205500

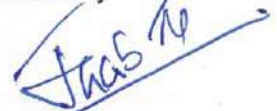
Dated 30th September 2017




Gracy Babu
Chairperson



Jose Thomas
Secretary



Jacob Thomas
Treasurer