

# St. Thomas College of Engineering & Technology

Chengannur



**Financial Audited Document  
FY 2018-2019**

---

Managed by St. Thomas Educational Society, Adoor

**St. Thomas Educational Society (Chengannur)**  
30/663, Adoor Towers, Adoor, Pathanamthitta, Kerala 691 523

**Balance Sheet as at 31st March 2019**  
(All amounts are in Indian Rupees, unless otherwise stated)

Particulars	Sch. No.	As at 31st March 2019	As at 31st March 2018
<b>CAPITAL AND LIABILITIES</b>			
Capital Account		7,03,22,628	7,03,22,628
Reserves and Surplus	1	3,26,18,382	3,25,04,243
<b>Non Current Liabilities</b>			
Long Term Borrowings	2	1,09,31,333	1,52,26,808
<b>Current Liabilities</b>			
Short Term Borrowings	3	45,22,775	1,39,22,766
Expense Payables	4	57,97,758	36,76,974
Other Current Liabilities	5	1,77,02,360	1,70,92,162
<b>Total</b>		<b>14,18,95,236</b>	<b>15,27,45,581</b>
<b>ASSETS</b>			
<b>Non-Current Assets</b>			
<b>Fixed Assets</b>			
Tangible Assets	6	11,71,61,874	12,53,28,093
Capital Work - in - Progress	6	23,05,302	2,37,998
Long Term Loans and Advances	7	20,18,125	54,88,670
<b>Current Assets</b>			
Revenue Receivables	8	66,56,986	73,53,592
Cash and Cash Equivalents	9	22,44,388	11,20,789
Short Term Loans and Advances	10	77,333	98,000
Inter-Branch Balances	11	1,05,83,672	1,24,83,672
Other Current Assets	12	8,47,556	6,34,767
<b>Total</b>		<b>14,18,95,236</b>	<b>15,27,45,581</b>

As per our report of even date attached

For SJS & Co  
Chartered Accountants  
Firm Reg No. 011179S





Jose George  
Partner  
Membership No.0205500

01/10/2019

*Gracy Babu*

Gracy Babu  
Chairperson



Jose Thomas  
Secretary

*Jacob Thomas*

Jacob Thomas  
Treasurer


**St. Thomas Educational Society (Chengannur)**  
30/663, Adoor Towers, Adoor, Pathanamthitta, Kerala 691 523

**Statement of Income and Expenditure for the year ended 31st March 2019**  
(All amounts are in Indian Rupees, unless otherwise stated)

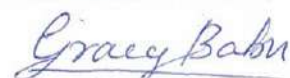
Particulars	Sch. No.	For the year ended 31st March 2019	For the year ended 31st March 2018
<b>Revenue</b>			
Income From Operations	13	6,08,21,717	5,93,36,450
Indirect Income	14	32,23,229	5,24,621
<b>Total Revenue</b>		<b>6,40,44,946</b>	<b>5,98,61,071</b>
<b>Expenses</b>			
Employee Benefit Expenses	15	2,44,38,233	2,70,06,053
Finance Cost	16	28,87,862	39,42,413
Depreciation	6	1,27,11,465	1,37,20,884
Other Expenses	17	2,38,93,247	1,89,01,624
<b>Total Expenses</b>		<b>6,39,30,807</b>	<b>6,35,70,974</b>
<b>Surplus / (Deficit) before Tax</b>		<b>1,14,139</b>	<b>(37,09,903)</b>
<b>Tax Expenses</b>			
Current tax		-	-
<b>Surplus / (Deficit)</b>		<b>1,14,139</b>	<b>(37,09,903)</b>

As per our report of even date attached


For SJS & Co  
Chartered Accountants  
Firm Reg No. 011179S

  
Jose George  
Partner  
Memebership No.0205500


01/10/2019



Gracy Babu  
Chairperson



Jose Thomas  
Secretary



Jacob Thomas  
Treasurer