

St. Thomas College of Engineering & Technology

Chengannur



Financial Audited Document
FY 2022-2023

Managed by St. Thomas Educational Society, Adoor

St. Thomas Educational Society (Chengannur)
30/663, Adoor Towers, Adoor, Pathanamthitta, Kerala 691 523

Balance Sheet as at 31st March 2023
(All amounts are in Indian Rupees, unless otherwise stated)

Particulars	Sch. No.	As at 31st March 2023	As at 31st March 2022
CAPITAL AND LIABILITIES			
Capital Account		7,03,22,628	7,03,22,628
Reserves and Surplus	1	70,40,523	93,68,632
Non Current Liabilities			
Long Term Borrowings	2	85,60,525	48,43,602
Current Liabilities			
Short Term Borrowings	3	1,67,27,945	2,14,08,732
Expense Payables	4	64,39,509	81,67,327
Other Current Liabilities	5	2,37,18,128	2,51,44,257
Total		13,28,09,258	13,92,55,178
ASSETS			
Non-Current Assets			
Fixed Assets			
Tangible Assets	6	8,90,79,600	9,52,11,667
Capital Work - in - Progress	6	1,23,12,573	63,01,778
Long Term Loans and Advances	7	35,28,134	25,28,134
Current Assets			
Revenue Receivables	8	1,53,00,383	2,29,90,521
Cash and Cash Equivalents	9	11,38,656	12,75,674
Short Term Loans and Advances	10	6,54,524	8,000
Inter-Branch Balances	11	1,03,02,629	1,03,79,439
Other Current Assets	12	4,92,759	5,59,965
Total		13,28,09,258	13,92,55,178

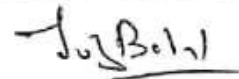
As per our report of even date attached

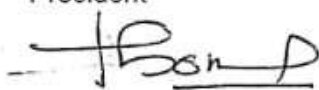
For SJS & Co
Chartered Accountants
Firm Reg No. 011179S





Jose George
Partner
Membership No.205500
UDIN:
Date:20-10-2023




Dr. Judy Babu Thomas
President


Jose Thomas
Secretary


Jacob Thomas
Treasurer


St. Thomas Educational Society (Chengannur)
30/663, Adoor Towers, Adoor, Pathanamthitta, Kerala 691 523

Statement of Income and Expenditure for the year ended 31st March 2023
(All amounts are in Indian Rupees, unless otherwise stated)

Particulars	Sch. No.	For the year ended 31st March 2023	For the year ended 31st March 2022
Revenue			
Income From Operations	13	4,63,16,660	4,55,16,100
Indirect Income	14	1,59,71,058	1,36,12,945
Total Revenue		6,22,87,718	5,91,29,045
Expenses			
Employee Benefit Expenses	15	2,58,71,711	2,48,51,602
Finance Cost	16	40,63,516	60,91,021
Depreciation	6	96,91,623	1,06,48,590
Other Expenses	17	2,49,88,977	2,26,42,952
Total Expenses		6,46,15,827	6,42,34,165
Surplus / (Deficit) before Tax		(23,28,109)	(51,05,120)
Tax Expenses			
Current tax		-	-
Surplus / (Deficit)		(23,28,109)	(51,05,120)

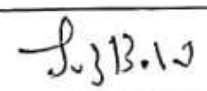
As per our report of even date attached

For SJS & Co
Chartered Accountants
Firm Reg No. 011179S



Jose George
Partner
Membership No.0205500
UDIN:
Date:20-10-2023

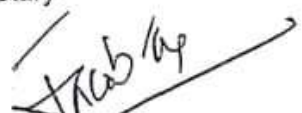



Dr. Judy Babu Thomas
President



Jose Thomas
Secretary




Jacob Thomas
Treasurer